

Accessing the High School Online Learning course

- After logging into your student account, click on “Online Learning”.

The screenshot shows a student dashboard with a sidebar on the left and a main content area on the right. The sidebar contains links for 'Student Home', 'K-mail', 'My Account', 'Resources', 'K¹² College & Career Source', 'LMS', and 'My Courses'. The main content area features a table titled 'My Courses' with columns for 'My Courses', 'Days Since Last Login', 'To Do', and 'Course Average'. A red arrow points to the 'ORNO10: Online Learning 09' row. A blue callout box with the text 'your path begins here' and an arrow points to the top of the table.

My Courses	Days Since Last Login	To Do	Course Average
ENG103A: Literary Analysis and Composition I	3	0	Not Available
HST203A: Modern World Studies	4	0	Not Available
MTH113A: Pre-Algebra	4	0	Not Available
ORNO10: Online Learning 09			Not Available
OTH010: Skills for Health	4	0	Not Available
SCI113A: Earth Science	3	0	Not Available
TCH010: Computer Literacy I	3	0	Not Available
WLG100A: Spanish I	3	0	Not Available

Information is updated every twenty-four hours at three AM ET

Accessing course

- Click on “Access Course” button.

My Courses

ORN010: Online Learning 09-10

Course Start Date: 08/27/2009

Primary Teacher: [High School Teacher Demo](#)

Access Course ▶

ATTENDANCE

Last Thirty Days: 0
Year To Date: NA

PROGRESS

Course Avg. To Date: NA
Points Earned: NA
Possible Points To Date: NA
Final Letter Grade: NA

ACTIVITY

Last Login (K ¹²): 08/31/2009
Last Login (LMS): NA
Total Time Spent: NA

ASSIGNMENTS

A look at the High School Online Learning course homepage

Read the announcement by clicking on the link or Expand All



Course
Course Home
Syllabus
Calendar
Teacher Contact Information
Course Help
Academic Integrity
ClassConnect
Course Feedback
Unit 1
Unit 2
Unit 3

Tools

Course Home

Announcements

[Expand All](#)

Announcement	Submitter
Tuesday, September 4, 2012- Orientation To Do List for Day 1	Fawn Smith

Welcome new and returning students! We are excited for the 2012-2013 school year and your teachers are looking forward to Orientation to help acclimate (or re-acclimate) you to online school.

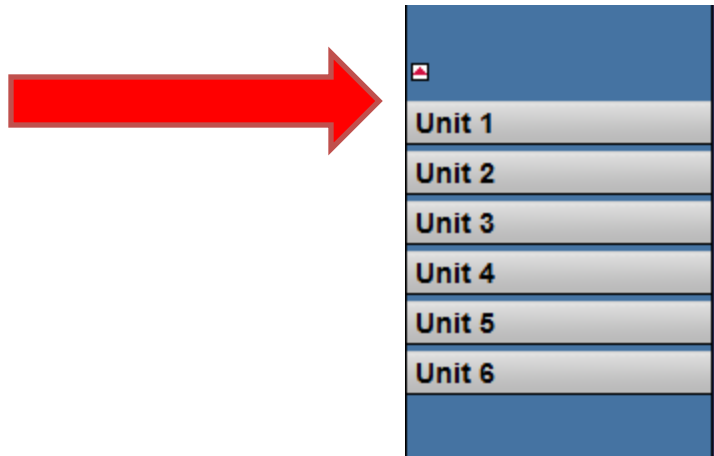
Ready... set... let's go!

Today, you will:

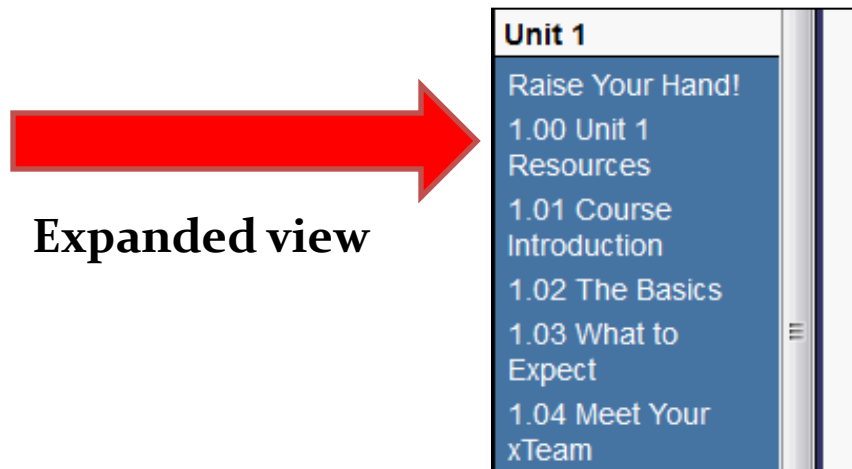
- Attend live classes via Class Connect** with some of your content teachers – please log into your account and click on the links to these classes.

Accessing Unit lessons in Online Learning course

Click on the arrow next to Unit 1 on the left side of the screen. This will expand Unit 1 and show you all the resources/content available. You are expected to read through all in the Unit.



What's New



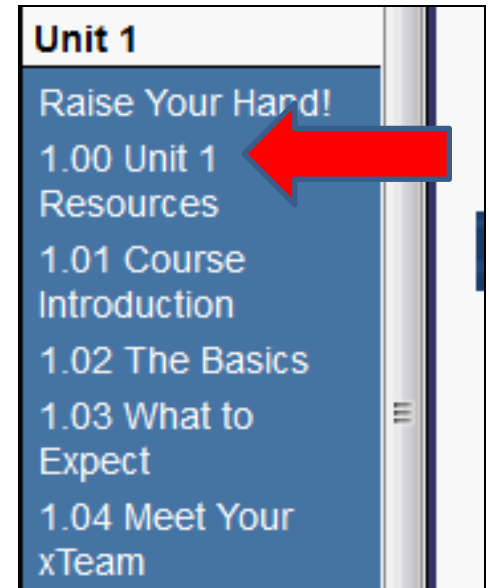
Reading Unit lessons

Tuesday: Read all of Unit 1. Begin reading your first lesson by clicking “1.01 Course Introduction” and then read the remaining Unit 1 lessons.

Wednesday: Read all of Unit 2

Thursday: Read all of Units 3 and 4

Friday: Read all of Units 5 and 6



Reading Unit lessons

Use the arrow (circled on the bottom right below) to move through the lesson pages.

Unit 1: The Basics



Welcome to the K¹² Online Learning course. In this introductory unit, you'll learn how to move smoothly and successfully from a traditional school or other online learning program into the K¹² high school program. You will also meet the people—teachers and advisers—who will guide you through your online studies and help keep you on track.

An online high school differs significantly from a traditional brick-and-mortar school, but the experience can be challenging and rewarding. By the end of this course, you'll have all the tools you need to become a successful online student.



In the lessons

Unit 1: The Basics




Welcome to the K¹² Online Learning course. In this introductory unit, you'll learn how to move smoothly and successfully from a traditional school or other online learning program into the K¹² high school program. You will also meet the people—teachers and advisers—who will guide you through your online studies and help keep you on track.

An online high school differs significantly from a traditional brick-and-mortar school, but the experience can be challenging and rewarding. By the end of this course, you'll have all the tools you need to become a successful online student.

Unit Objectives [Go to page 1](#) [Go](#) 1 of 23

- Use the study guides to take notes
- Look for the speakers they are imbedded audio
- Look for the blue links they are video you should watch
- There are other interactive things to watch for and click on in the lessons.
- When a lesson is complete go to the next lesson
- Complete Units 1 - 6

	Unit 1
	Unit 2
	Unit 3
	Unit 4
	Unit 5
	Unit 6